

SAFE-WAY®

Quality Garage Doors

Sophisticate Series

40 & 41



Beauty, Strength & Value

The Sophisticate Series gives you beauty on a budget. This popular garage door line features the “carriage house” look along with the durability and maintenance-free benefits of steel for an outstanding value. Insulated and non-insulated models are available with multiple window and decorative hardware options to enhance the appearance of your home.


Safe-Way Door welcomes you home.



Sophisticate Series

40 & 41

Windows



Plain

(available in 2 or 4 panels for Ranch or Carriage House)



Cascade

(available in 2 or 4 panels for Ranch or Carriage House)



Stockton

(available in 2 or 4 panels for Ranch or Carriage House)

Decorative Hardware

Hinges *special order



Steel Strap Hinge



*Steel Heritage Hinge



Hammered Iron Hinge



Steel Wilton Hinge



*Plastic Strap Hinge



*Plastic Heritage Hinge



*Plastic Salem Hinge



*Iron Stud with Screw



*Hammered Iron Stud

Handles *special order



Steel Handle



Hammered Iron Handle



*Carriage Handle



*Carriage Knocker Kit

Carriage House *special order

Panels Wide	4	4	4	6	6	6	8	8	8
Door Width	8'	9'	10'	*12'	*14'	*15'	16'	18'	*20'


Features

- Available in standard heights of 6' 6", 7' 0", 7' 6" & 8' 0" • Ranch Panel features traditional raised panel & Carriage House features recessed panels with vertical sub panels. Both exhibit a wood grain embossed surface design. • Hot dipped galvanized pre-painted 25 gauge steel for Ranch Panel & 24 gauge steel for Carriage House. • Standard grade vinyl retainer for extra strength with thick vinyl weatherstrip running the entire length of the bottom to conform to the floor and seal out the elements. • Heavy duty hinges and brackets. Tongue and Groove section joints provide extra protection from wind, rain and snow seepage. • The 40 Series is backed by a limited warranty against splitting, cracking, and rust through.


Options

- Decorative windows and snap-in glazing inserts are available to complement the architectural style of your home. Choose from any of the options displayed for Ranch Panel or Carriage House. • Colors are available in white and sandtone. Carriage House may be special ordered in almond and may be painted to match any color trim. • Insulation is 1-9/16" thick energy efficient polystyrene insulation covered with a heavy white vinyl backing to provide protection and an attractive finish. • Hinges and handles for Carriage House add integrity to the designs (see illustrations above).

Construction



- A. Finish Painted Coat
- B. Primer Coat
- C. Galvanized Layer
- D. Steel



- A. Nylon rollers provide quiet operation and long lasting durability.
- B. Heavy duty galvanized 14 gauge hardware
- C. Weather tight section joints
- D. 2" expanded polystyrene insulation provides an R-Value of 6.0. Steel skins inside and out provide maximum durability.
- E. Bottom weatherstrip follows contours of your garage floor to seal out weather.

Distributed by:



As Safe-Way Door constantly strives to improve our product, all specifications listed in this informative brochure are subject to change without notice or obligation. Printed color may vary from actual color, please check with your local dealer for color swatches.
2006 E-20-006



Quality Garage Doors

3814 East U.S. 30 • Warsaw, IN 46580
574-267-4861 • Fax: 574-267-2871
safe-waydoor.com